





Specification Victoria 4,70 x 2,70 x 1,30





With extra 50mm isolation bottom and sides: YES NO

Color of pool: _____

Install skimmers:  YES NO Lights:  YES NO Inlets:  YES NO Bottom Drains:  YES NO

Other equipment: _____

Symbols:

- 
Light
- 
Skimmer
- 
Inlet
- 
Bottom drainer

Please mark below the placement of the equipment.
Use the symbols on the left side.

Measure from the centre of equipment to the edge of the pool.
Include height measurement (see example).

