










## Advanced application (for professional technician's operating only)

# TurboSilence

### 1.Parameter Checking

- a. Press  and  together for 5 seconds to enter "Parameter Checking" status, the parameter code "P0" and the parameter value "0" will display on the screen, such as "P0 0".
- b. In "Parameter checking" status, press  or  to check the parameters.





### 2.Parameter modification

In "Parameter checking" status, press  to enter the "parameter modification" mode, press  or  to change the values, then press  to confirm and quit "parameter modification" mode, press  to quit "Parameter Checking" status.

### 3.Parameter list

NO.	Content	Adjust range	Step length	Default	Remark
P0	Water pump running way	0 : Continuation 1 : Water temp control 2 : time/water temp control	1	0	Modifiable
P1	Time setting only available when the water pump running way is set to "2"	10 ~ 120 min	5 min	60 (min)	
P2	Compressor continuously running time before defrosting mode	30 ~ 90 min	1 min	30 (min)	
P3	Defrosting start temp	-17 ~ 0 °C	1 °C	-7 °C	
P4	Defrosting running time	1 ~ 12 min	1 min	12 min	
P5	Defrosting quit temp	8 ~ 30 °C	1 °C	13 °C	
P10	Compressor speed control	0: Auto, 1: Manual	1	0	Unmodifiable
P12	Electronic expansion valve overheat level (heating)	-10 ~ 20 °C	1	3 °C	
P13	Electronic expansion valve overheat level (cooling )	-10 ~ 20 °C	1	5 °C	
P14	Electronic expansion valve manual/auto	0: Auto, 1: Manual	1	0	
P15	Electronic expansion valve opening setting (heating)	50 ~ 240	2P	175	
P16	Electronic expansion valve opening setting (cooling)	50 ~ 240	2P	175	
P20	Power off memory function	0 — NO, 1 — YES	1	1	

#### 4. Running status checking

Press  for 5 seconds, enter into “running status checking”, the screen alternately shows status point “C0” and its corresponding value. Check all status points and their corresponding value through  or , Press  to quit “running status checking” mode.

Running status checking table

Symbol	Content	Unit
C0	Inlet water temp.	°C
C1	Outlet water temp.	°C
C2	Ambient temp.	°C
C3	Exhaust temp.	°C
C4	Outer coil pipe temp.	°C
C5	Gas return temp.	°C
C6	Inner coil pipe temp.	°C
C9	Cooling plate temp.	°C
C10	Electronic expansion valve opening	
C11	DC fan speed	(r/min)